

Project Name	Type
Catalog #	Date

SLIM HIGH BAY LED

SHB 9000-52500L



UNLENSED (STANDARD)



LENSED (ACCESSORY)

APPLICATIONS

- Retail
- Warehouses
- Manufacturing Plants
- Industrial Facilities
- Storage Facilities
- Large Open Areas

APPROVALS

- ETL Listed. Complies with UL1598 and CSA 22.2
- Suitable for damp locations.
- Select models DLC Qualified. For a complete list of DLC Qualified products, please visit: <http://www.xtralight.com/dlc> or www.designlights.org/qpl

PRODUCT PERFORMANCE (SHOWN WITHOUT OPTICS)

MODEL	CCT	WATTS	LUMENS	EFFICACY
9000L	4000K	70.2	9611	137.0
13000L	4000K	98.0	12561	128.2
19500L	4000K	143.6	18809	131.0
24000L	4000K	163.1	23429	143.6
27000L	4000K	195.5	25764	131.8
32000L	4000K	240.3	31588	131.5
39000L	4000K	291.3	38342	131.6
44000L	4000K	339.1	44203	130.4
52500L	4000K	392.8	51339	130.7

FEATURES

- An energy-efficient LED high bay luminaire designed to outperform any lighting requirements for commercial or industrial applications.
- LED provides a significant energy savings over fluorescent and HID, and provides you a substantial savings in your electric bill.
- Operating temperature: max +50°C (122°F) is standard ¹
- Aisle (AOS), open area (OOS) and programmable (FSP) sensor options available, factory installed.

CONSTRUCTION

- Body is .040" gauge aluminum pre-painted white standard. (Pre-painted black aluminum option available)
- A lightweight aluminum low profile body (1.33" - 1.57" high) allows excellent thermal management for rapid heat dissipation.
- Cord/plug option available (consult factory).

MOUNTING

- Adjustable cable mount ready, with optional pendant mount available.

ELECTRICAL

- Voltage: 120-277V 50/60Hz driver; 347-480V 50/60Hz driver
- 0-10V dimming is standard.
- Best in class mid-power LEDs with 3000K, 3500K, 4000K and 5000K CCT (min 80 CRI).
- LED modules individually replaceable ensuring easy serviceability in the field.
- Lumen Maintenance (L70): >100,000 hours @ 25°C

OPTICS

- Available specialized optics are designed to produce a tailored light distribution for optimal visibility in specific applications.
- Smooth clear polycarbonate or smooth frosted acrylic lenses available as accessories.

ORDER LOGIC

SAMPLE CATALOG NUMBER: SHB-9000L-50K-DIM-SCP-EM

SHB	MODEL	CCT	DRIVER	LENS / OPTICS ²	OPTIONS
-	9000L	30K 3000K	DIM 120-277V Dimming	90 90° Optic	EM Emergency Battery Back-Up
-	13000L	35K 3500K	48D 347-480V Dimming	60 60° Optic	AOS Aisle Occupancy Sensor
-	19500L	40K 4000K		A Aisle Optic	OOS Open Area Occupancy Sensor
-	24000L	50K 5000K		SCP Smooth Clear Polycarbonate Lens	FSP2 Program Occupancy Sensor, 8'H/40'D
-	27000L			SFA Smooth Frosted Acrylic Lens	FSP3 Program Occupancy Sensor, 20'H/40'D
-	32000L			NOL No Optics or Lens	FSP7 Program Occupancy Sensor, 40'H/100'D
-	39000L				PND Pendant Mount
-	44000L				WG Wire Guard
-	52500L				BK Pre-Painted Black Matte Finish
					PL 120V 15A Straight Blade Plug
					CXX 16/3 SOOW Black Cord, XX=Length In Feet



1. EM option operating temperature: Max +40°C (104°F).

2. SHB is only available with a lens or an optic (cannot order both together).

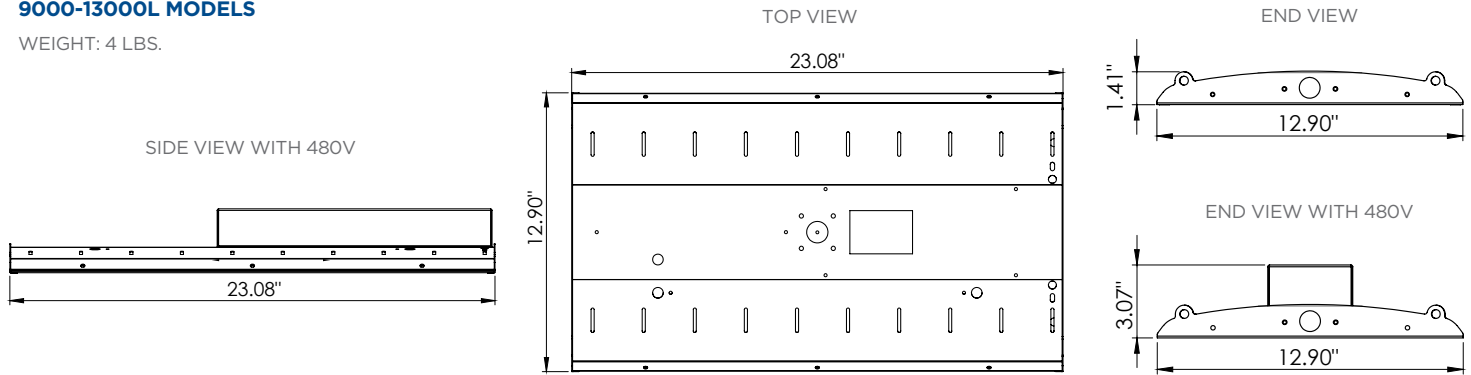
SLIM HIGH BAY LED

SHB 9000-52500L

DIMENSIONAL DATA

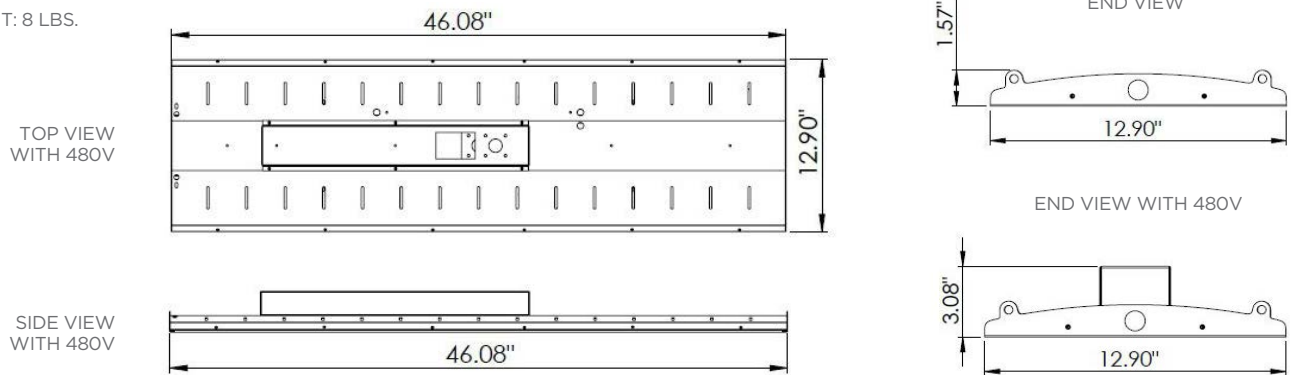
9000-13000L MODELS

WEIGHT: 4 LBS.



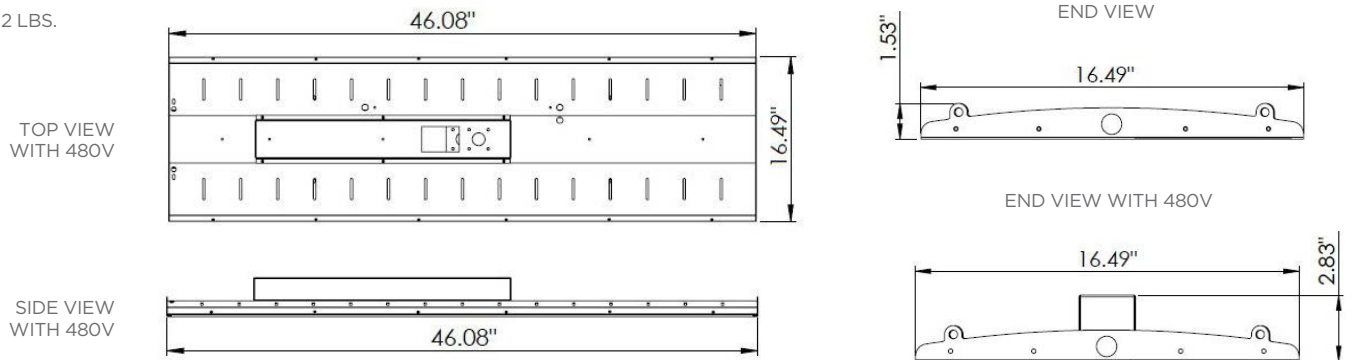
19500-27000L MODELS

WEIGHT: 8 LBS.



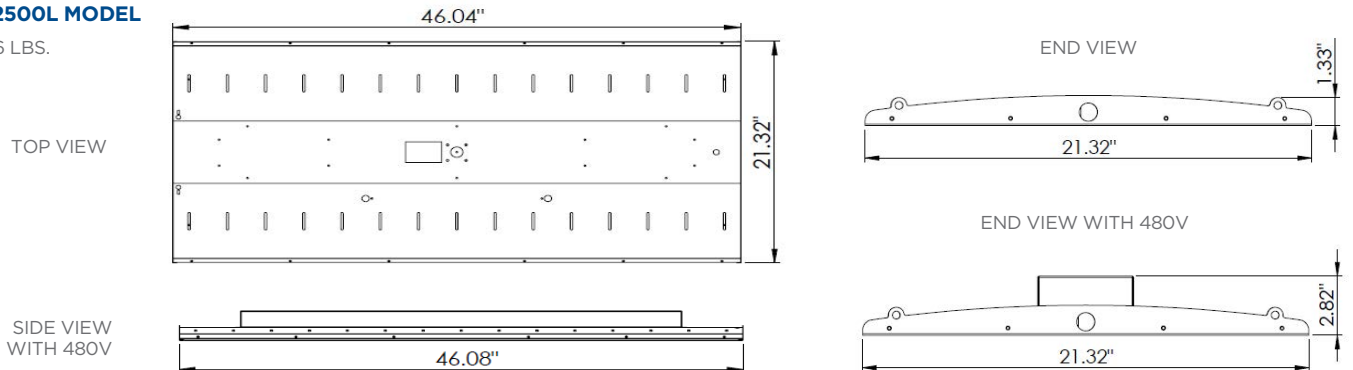
32000-39000L MODEL

WEIGHT: 12 LBS.



44000-52500L MODEL

WEIGHT: 16 LBS.



SHB-9000.52500L

182412

www.xtralight.com • (800) 678-6960 • customerservice@xtralight.com

All information is believed to be accurate at the time of publication. Please contact customer service or visit www.xtralight.com for the most updated product specifications. XtraLight™ reserves the right to change specifications without notice.

SLIM HIGH BAY LED

SHB 9000-52500L

PHOTOMETRIC DATA

MODEL	LENS/OPTIC	CCT	LUMENS	SYSTEM WATTS	LM/W	MODEL	LENS/OPTIC	CCT	LUMENS	SYSTEM WATTS	LM/W
9000L	60°	4000K	8337	69.8	119.5	13000L	60°	4000K	11036	97.4	113.4
	90°		8194	69.7	117.5		90°		10846	97.3	111.5
	A		8246	69.8	118.2		A		10915	97.3	112.1
	NOL		9611	70.2	137.0		NOL		12561	98.0	128.2
	SCP		9147	69.5	131.7		SCP		12108	96.9	124.9
	SFA		9115	69.4	131.3		SFA		12065	96.9	124.5
19500L	60°	4000K	18082	142.7	126.7	24000L	60°	4000K	22081	161.5	136.8
	90°		17653	142.7	123.7		90°		21558	161.5	133.5
	A		17976	142.8	125.9		A		21951	161.5	135.9
	NOL		18809	143.6	131.0		NOL		23429	163.1	143.6
	SCP		17187	143.1	120.1		SCP		20988	161.9	129.6
	SFA		17079	143.1	119.4		SFA		20856	161.9	128.9
27000L	60°	4000K	24282	193.6	125.4	32000L	60°	4000K	28774	237.0	121.4
	90°		23706	193.5	122.5		90°		28325	237.0	119.5
	A		24139	193.6	124.7		A		28403	236.9	119.9
	NOL		25764	195.5	131.8		NOL		31588	240.3	131.5
	SCP		23080	194.1	118.9		SCP		30122	237.8	126.7
	SFA		22935	194.0	118.2		SFA		30054	238.0	126.3
39000L	60°	4000K	34931	289.1	120.8	44000L	60°	4000K	39502	340.6	116.0
	90°		34386	289.0	119.0		90°		38754	340.5	113.8
	A		34481	289.0	119.3		A		39043	340.8	114.5
	NOL		38342	291.3	131.6		NOL		44203	339.1	130.4
	SCP		36568	290.0	126.1		SCP		41426	340.3	121.7
	SFA		36485	290.2	125.7		SFA		41671	340.2	122.5
52500L	60°	4000K	46310	385.7	120.1	EMERGENCY LUMEN PACKAGE (OPTION EM)		INITIAL LUMEN OUTPUT *			
	90°		45434	385.7	117.8	EM OUTPUT 9000L		1232 LUMENS			
	A		45772	386.1	118.6	EM OUTPUT 13000L / 27000L / 39000L / 52500L		1163 LUMENS			
	NOL		51339	392.8	130.7	EM OUTPUT 19500L / 32000L / 44000L		1184 LUMENS			
	SCP		48566	385.4	126.0						
	SFA		48853	385.3	126.8						

*LUMEN VALUES ARE FOR 5000K CCT

**9000L-13000L
LUMEN MULTIPLIER VS CCT**

CCT	MULTIPLIER
3000K	0.968
3500K	0.966
4000K	1.000
5000K	1.061

**19500L-27000L
LUMEN MULTIPLIER VS CCT**

CCT	MULTIPLIER
3000K	0.956
3500K	0.972
4000K	1.000
5000K	1.055

**32000L-39000L
LUMEN MULTIPLIER VS CCT**

CCT	MULTIPLIER
3000K	0.987
3500K	0.974
4000K	1.000
5000K	1.077

**44000L-52500L
LUMEN MULTIPLIER VS CCT**

CCT	MULTIPLIER
3000K	0.957
3500K	0.914
4000K	1.000
5000K	1.092



WORKING HARDER. LIGHTING SMARTER.™

SHB-9000.52500L
182412

www.xtralight.com • (800) 678-6960 • customerservice@xtralight.com

All information is believed to be accurate at the time of publication. Please contact customer service or visit www.xtralight.com for the most updated product specifications. XtraLight™ reserves the right to change specifications without notice.

SLIM HIGH BAY LED

SHB 9000-52500L

LIGHTING CONTROLS



LINE VOLTAGE HIGH/LOW/OFF PIR FIXTURE INTEGRATED OUT-DOOR PHOTO/MOTION SENSOR

FSP-211

Fully adjustable high and low dimmed light levels; optional dusk to dawn control

Designed for LED fixtures; rated for extreme temperatures and up to 200,000 on/off cycles

Hold off setpoint with automatic calibration option for convenience and added energy savings



Adjustable via handheld wireless configuration tool

IP66 rated with choice of lenses for wet and outdoor locations, and mounting heights from 8' to 40'

Adjustable time delay and cut off delay



Description

The FSP-211 mounts in an outdoor lighting fixture and provides multi-level control based on motion and/or daylight contribution. It controls 0-10 VDC LED drivers or dimming ballasts, as well as non-dimming ballasts and, with an FSP-Lx Lens, is rated for wet and cold locations. All control parameters are adjustable via a wireless configuration tool capable of storing and transmitting sensor profiles.

Operation

Typically, the sensor ramps lighting On to the selected High mode level when motion is detected and the ambient light level is below the hold off setpoint. After the sensor stops detecting movement and the time delay elapses, lights fade to the Low mode level. If there is no motion during the subsequent cut off time delay, the lights will turn Off. For dusk to dawn control, the integral photocell can switch the lights On and Off based on the ambient light level so that lighting remains on overnight even without motion detection.

Wireless Handheld Configuration Tool

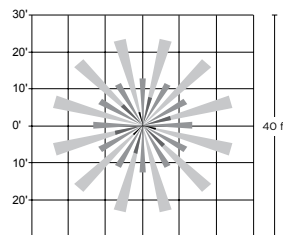
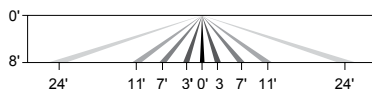
Initial setup and subsequent sensor adjustments are made using a handheld configuration tool (FSIR-100). This tool enables adjustment of parameters including high and low modes, sensitivity, time delay, cut off and more. The FSIR-100 is also used to initiate automatic calibration of the FSP-211 ambient light level setpoint. The setpoint is used to hold the controlled lighting off or at low level when there is sufficient daylight. The wireless tool stores up to six sensor parameter profiles to speed configuration of multiple sensors.

Applications

The slim, low-profile FSP-211 is designed for installation inside the bottom of a light fixture body. When fully assembled and installed in an IP66-rated fixture, the sensor and FSP-Lx lenses are IP66 outdoor rated. The sensor is ideal for areas such as parking facilities, gas stations, pedestrian pathways and warehouses. A choice of four lenses ensures complete coverage for mounting heights up to 40'.

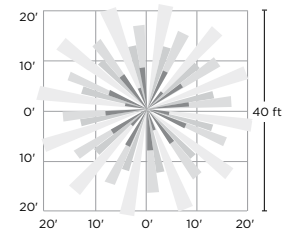
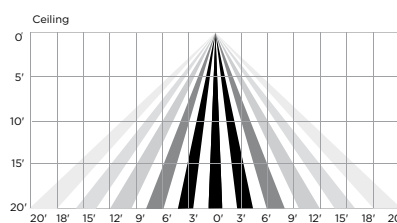
OPTION FSP2

FSP-211L2
8' Mounting Height
40' Diameter



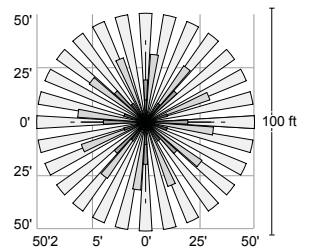
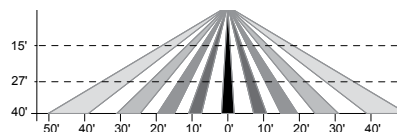
OPTION FSP3

FSP-211L3 20' Mounting Height
40' Diameter



OPTION FSP7

FSP-211L7 40' Mounting Height
100' Diameter



SHB-9000.52500L
182412

www.xtralight.com • (800) 678-6960 • customerservice@xtralight.com

All information is believed to be accurate at the time of publication. Please contact customer service or visit www.xtralight.com for the most updated product specifications. XtraLight® reserves the right to change specifications without notice.

SLIM HIGH BAY LED

SHB 9000-52500L

LIGHTING CONTROLS (CONT.)



HIGH/LOW BAY PASSIVE INFRARED OCCUPANCY SENSOR | HBP-100 SERIES

Compact line voltage sensor with integral lens for all high bay applications

360° coverage from 15'-40'; lens covers 100' diameter area from 40' height; rotatable snap-on aisleway masking

Adjustable time delay and hold-off daylighting level



OPTION AOS



OPTION OOS

HBP-111 adjustable via handheld wireless configuration tool

120, 277, 347V, 60Hz or 230V, single phase, 50Hz operation

cULus listed snap-in mounting hardware



Description

The HBP Series High Bay Passive Infrared (PIR) Occupancy Sensors provide automatic control of individual LED and fluorescent lighting fixtures in warehouses and other indoor high and low bay spaces. The lens is engineered to provide reliable coverage from a wide range of mounting heights (15' to 40'), and coverage can be masked for aisleway applications using a snap-on accessory (included). A hold-off daylighting feature keeps lighting off when the ambient light level is above the selected threshold. Time delay and light level settings can be adjusted via function-specific trimpots. The HBP-111 can also be adjusted remotely using a wireless configuration tool.

Operation

Line voltage HBP sensors are designed to mount directly to a lighting fixture, and can be wired to control some or all of the drivers or ballasts. When the sensor detects motion, the relay closes, and the connected loads are automatically turned on. When motion is no longer detected for the duration of the time delay setting, the relay opens and the lighting load is turned off. The sensor's time delay and hold-off light level are factory preset at 15 minutes and 300 footcandles, respectively, suitable for most high bay applications.

Wireless Remote Configuration Tool

Initial setup and subsequent sensor adjustments of the HBP-111 may be made using a handheld configuration tool (FSIR-100). This tool simplifies adjustment of parameters including sensitivity, time delay and hold-off level with maximum granularity. The FSIR-100 is also used to enable or disable advanced features, including burn-in mode, walk-through mode, visual alert and occupancy mode. The wireless tool stores up to five sensor parameter profiles to speed configuration of multiple sensors.

Hold-off Daylighting

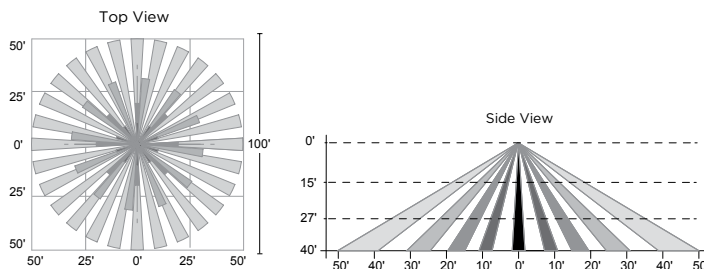
The hold-off daylighting light level feature provides additional energy savings. Once the lights turn off after the time delay has elapsed, this feature holds lighting off upon new occupancy if there is sufficient ambient light available.

Applications

The high bay occupancy sensor is ideal for applications in warehouses, distribution centers, gymnasiums, and other high and low bay indoor spaces. The optional HBP-EM1 Extender Module provides additional mounting flexibility.

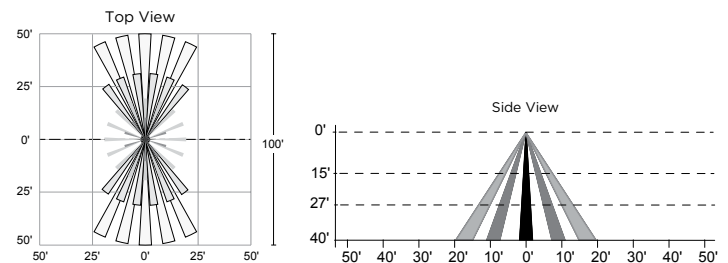
OPTION OOS

40' Mounting Height
100' Diameter



OPTION AOS

40' Mounting Height
100' Diameter
(Masking Ring Attached)



SLIM HIGH BAY LED

SHB 9000-52500L

MOUNTING

ADJUSTABLE CABLE HANGER ACCESSORY

Please specify lengths when ordering this accessory separately with customer service. (For custom lengths, please consult factory)

MS0199

5 FT. ADJUSTABLE CABLE HANGER

MS0214

10 FT. ADJUSTABLE CABLE HANGER

MS1680

15 FT. ADJUSTABLE CABLE HANGER



PENDANT MOUNT 1/2" NPT

(OPTION PND) ONE PER SHB, FACTORY INSTALLED



PENDANT MOUNT
(ALL MODELS)

